

# 規格承認書

## SPECIFICATION FOR APPROVAL

客戶名稱: TM&F  
(CUSTOMER)

客戶料號: \_\_\_\_\_  
(PART NO)

品名規格: DFB802012L  
(DESCRIPTION)

送樣日期: 2009-9-9  
(SENDING DATE)

客戶簽章: SIGNATURE	永林興電子(深圳)有限公司制作		
	審核: APPROVED BY:	確認: CHECKED BY:	作成: PREPARED BY:
	周向阳	吴明峰	周园

敬請“客戶簽章”欄簽核後將零件承認書回傳永林興公司，以便後續作業，謝謝！



永林興科技有限公司  
YOUNG LIN TECH CO.,LTD.  
致宣電子深圳有限公司  
ZHI XUAN ELECTRONICS(SHENZHEN)CO.,LTD.

ISO9001(2000)  
ISO14001  
CERTIFIED SUPPLIER  
 <http://www.yltc.cn>

# SPECIFICATION FOR APPROVAL

. . . . .

TO: TM&F	SAMPLE ISSUE NO.: YLM0090919-1
MODEL: DFB802012L	SAMPLE ISSUE DATE: 2009-9-9
PART NAME: DC FAN(RoHS)	SAMPLE Q'TY: 6PCS
	REV: 0

1. SCOPE:

THIS SPECIFICATION DEFINES THE ELECTRICAL AND MECHANICAL CHARACTERISTICS OF THE DC BRUSHLESS FAN. THE FAN MOTOR IS WITH TWO PHASES AND FOUR POLES.

2. CHARACTERS:

ITEM	DESCRIPTION
RATED VOLTAGE	12 VDC
OPERATION VOLTAGE	10.8~13.2VDC
STARTING VOLTAGE	9VDC(ON/OFF)
INPUT CURRENT	0.10±0.02A
SPEED (10 MINUTE/ ROOM TEMPERATURE 25°C)	2500 RPM±10%
AIR FLOW (AT ZERO STATIC PRESSURE)	26.95CFM
AIR PRESSURE (AT ZERO AIRFLOW)	2.23mmH <sub>2</sub> O
ACOUSTICAL NOISE (AVG.)	32.12dB-A
SAFETY TYPE	UL TUV CE

(Continued)

YOUNG LIN TECH CO., LTD,

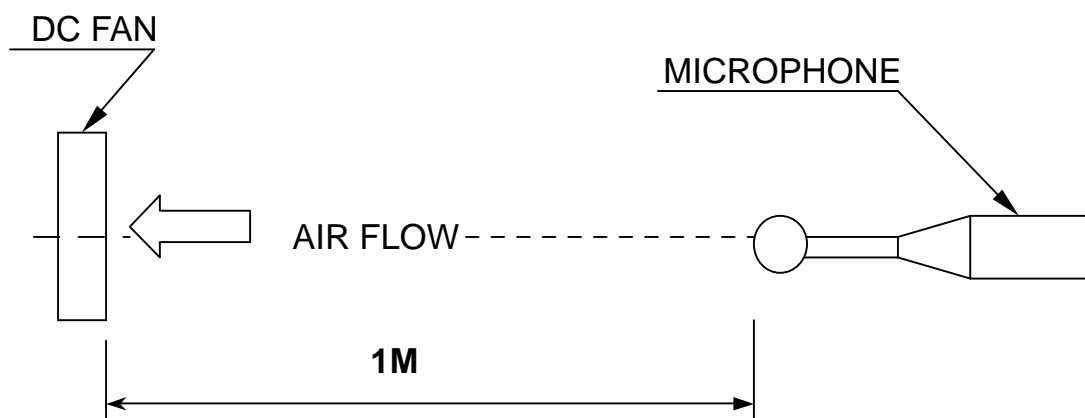
MODEL: DFB802012L

INSULATION STRENGTH	10 MEG OHM MIN. AT 500 VDC (BETWEEN FRAME AND (+) TERMINAL)
DIELECTRIC STRENGTH	5 mA MAX. AT 500 VAC 60 Hz ONE MINUTE, (BETWEEN FRAME AND (+) TERMINAL)
LIFE EXPECTANCE	50,000 HOURS CONTINUOUS OPERATION
ROTATION	AT 25°C WITH 15~65 %RH. WIDDERSHINS VIEW FROM FRAME PLATE SIDE
OVER CURRENT SHUT DOWN	INAPPLICABILITY
LEAD WIRE	UL 1007 - AWG #26 BLACK BLACK :(-) RED RED :(+) YELLOW(SPEED SENSOR)

NOTES: 1. ALL READINGS ARE MEASURED AFTER STABLY WARMING UP THROUGH 10 MINUTES.

2. THE VALUES WRITTEN IN PARENS, ARE LIMITED SPEC.

3. ACOUSTICAL NOISE MEASURING CONDITION:



NOISE IS MEASURED AT RATED VOLTAGE IN FREE AIR IN ANECHOIC CHAMBER WITH B & K SOUND LEVEL METER WITH MICROPHONE AT A DISTANCE OF ONE METER FROM THE FAN INTAKE

YOUNG LIN TECH CO., LTD,

MODEL: DFB802012L

3. MECHANICAL:

- 3-1. DIMENSIONS — — — — — SEE DIMENSIONS DRAWING
- 3-2. FRAME — — — — — PLASTIC UL: 94V-0
- 3-3. IMPELLER — — — — — PLASTIC UL: 94V-0
- 3-4. BEARING SYSTEM — — — — — TWO BALL BEARING
- 3-5. WEIGHT — — — — — 59GRAMS

4. ENVIRONMENTAL:

- 4-1. OPERATING TEMPERATURE — — — — — -10 TO + 70 DEGREE C
- 4-2. STORAGE TEMPERATURE — — — — — -40 TO + 75 DEGREE C
- 4-3. OPERATING HUMIDITY — — — — — 5 TO 90 % RH
- 4-4. STORAGE HUMIDITY — — — — — 5 TO 95% RH

5. PROTECTION:

- 5-1. DROP TEST  
IN MINIMUM PACKAGING CONDITION FAN WITHSTANDS EACH ONE DROP OF THREE FACES FROM 30 CM DISTANCE HEIGHT ONTO 10 MM THICKNESS OF WOODEN BOARD.
- 5-2. LOCKED ROTOR PROTECTION  
IMPEDANCE OF MOTOR WINDING PROTECTS MOTOR FROM FIRE IN 15 MINUTE OF LOCKED ROTOR CONDITION AT THE RATED VOLTAGE.

6. RE OZONE DEPLETING SUBSTANCES;

- 6-1. RESTRICTION SUBSTANCES OF SAMPLE ARE AS FOLLOWS:  
Pb(PPM) < 1000                      Cd(PPM) < 100                      Hg(PPM) < 1000  
Cr6+ (PPM) < 1000                      PBBs (PPM) < 1000                      PBDEs (PPM) < 1000

<b>YLTC</b>	Research & Development Department		
	Approved BY:  周向阳	Checked BY:  吴明峰	Prepared BY:  周园

# IMPORTANT NOTES & GENERAL INSTRUCTIONS

1. Any item which is needed to add into specification shall be determined on customer's prior written request. If no information given , fan will be delivered based on our standard judgment.
2. Customer shall confirm the matching and reliability of fan on actual set or unit application.  
  
This include confirmation on set or unit life, electrical noise, mechanical noise, Vibration static electricity ,electric power noise ,drift ,electric resonance between motor and control circuit ,mechanical resonance between motor and chassis, irregular movement of set due to motor noise ,irregular movement of set in strong electromagnetic field ,damaged by lightning surge earthing method etc
3. In order to improve the performance within the scope of specification, parts or material changes are subject to prior notice to customer.
4. Any revisions on the specification shall be done based on mutual discussion and agreement.
5. When any trouble occurs, both parties shall discuss on this specification to solve the matters. In this case, our guarantee is only limited to fans

# 風扇使用注意事項



## HOW TO HANDLE FAN PROPERLY?



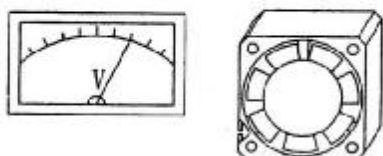
1. 取用風扇, 輕取外框兩側, 不可拉扯導線.
1. Hold the fan by frame side. Do not hold lead wires to support the fan.



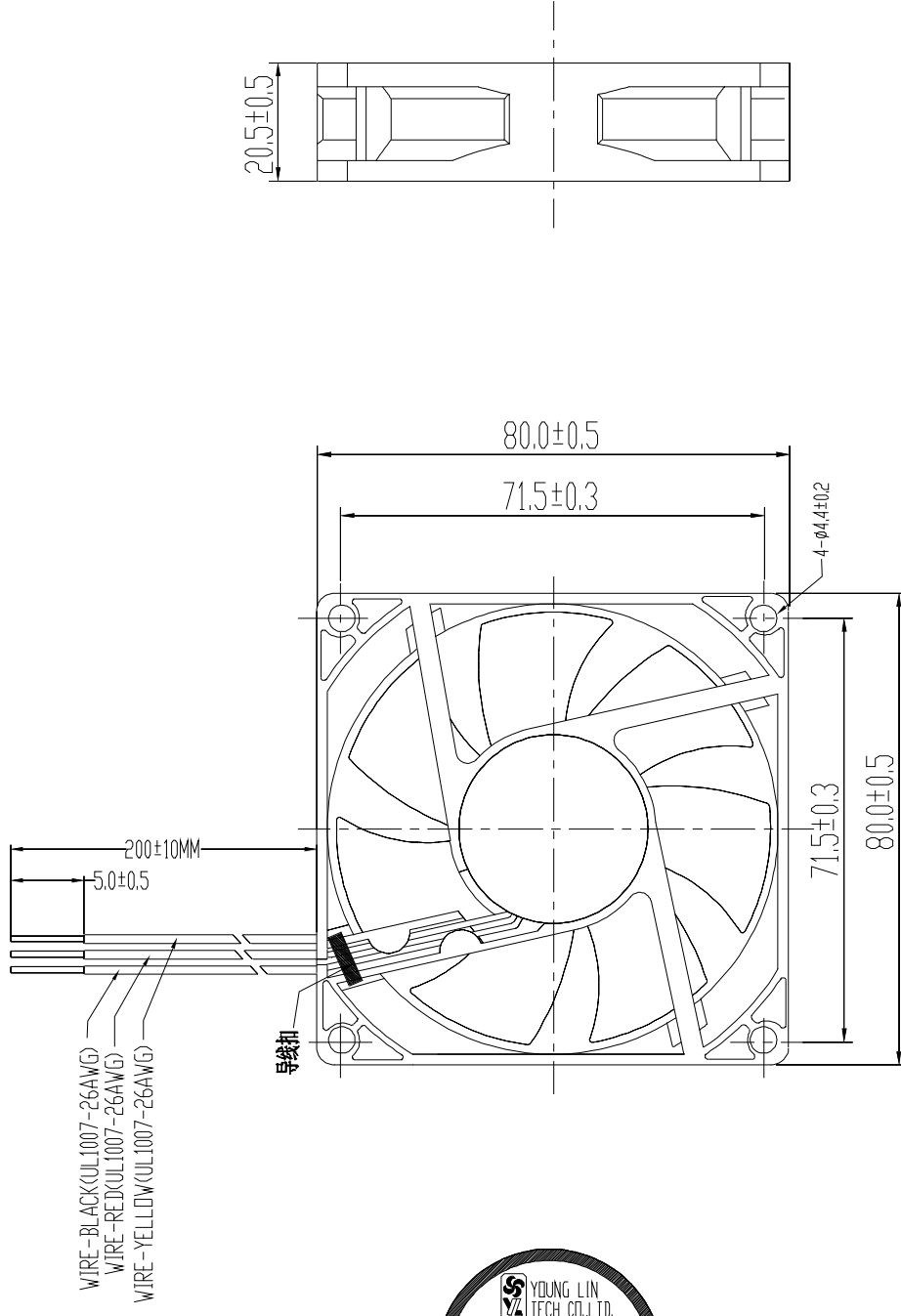
2. 取用風扇, 不可碰觸或擠壓扇葉與外框.
2. No touching or pressing on the impeller hub. Avoid crushing the frame side.



3. 風扇嚴禁掉落地面, 或敲擊外框任何面.
3. Do not drop on the ground. Do not pound on the frame side.



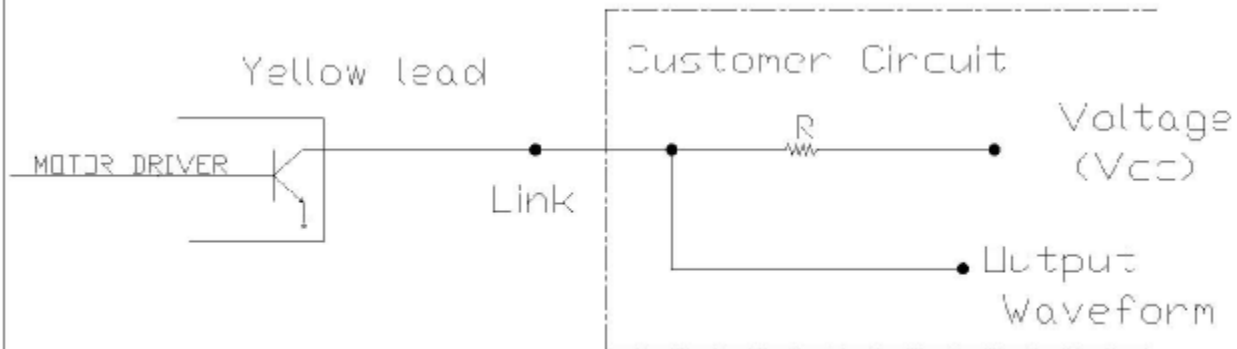
4. 風扇電源需依照規格電壓安裝使用.
4. Connect leads properly and apply voltage according to specification.



NO.	DESCRIPTION	SPECIFICATION	Q'TY	VENDOR	PART NO.	REMARKS	DESCRIPTION	DC FAN	SCALE	APPD:
							MODEL NO.	DF B802012L	N.T.S	周向阳
							DRAW:	吴明峰		周向阳
								CHKD:		
										YOUNG LIN XING ELECTRONICS(SHENZHEN) CO., LTD

# Signal Circuit System

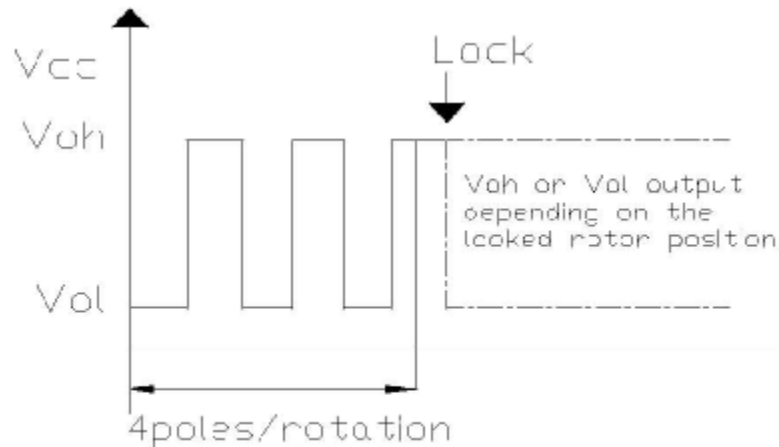
## A: 3rd Pulse Wre



“please select “R”  
to make “Link” less than 10mA”

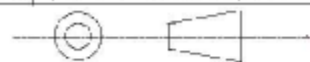
Vcc: 30V Max  
Link: 10mA Max

Output Waveform



Saturation Voltage -----  $V_a = 1.0V$  Max  
Release Voltage -----  $V_{UH} = 30V$  Max

### REVISIONS



DO NOT SCALE DRAWING

UNLESS OTHERWISE SPECIFIED

ALL DIMENSIONS ARE IN MM  
TOLERANCES

LINEAR	ANGULAR
$\times \pm 0.1$	$\times \pm 0.5$
$\times \times \pm 0.05$	$\times \times \pm 0.1$

MODEL NO: SEE SHART

PART NO: SEE SHART

PART NAME: Signal Circuit System

FINISH:

MATERIAL:

DATE:

SCALE: 1:1

QTY/L: 1

DRAW: 刘刚

CHKD: 吴明峰

APPD: 周向阳

YONGLINXING ELECTRONICS CO.,LTD

DWG.ND:

REV: